
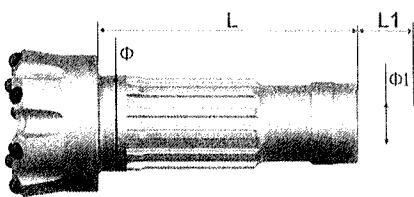

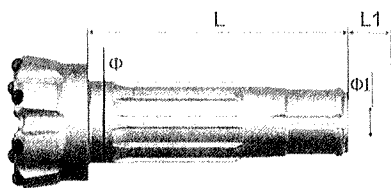


Bits Shank	L(mm)	Ø(mm)	L1(mm)	Ø1(mm)	Splines	Hole Diameter.(mm)
DHD3.5	181	54.60	54.60	24.50	8	90-105
DHD340	209	65.00	59.00	27.00	8	105-130
DHD350	260	84.00	56.00	35.00	8	140-152
DHD360	308	101.50	55.00	38.00	8	152-190
DHD380	350	128.50	51.00	50.60	10	203-245







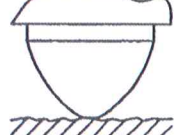
Bits Shank	L(mm)	Ø(mm)	L1(mm)	Ø1(mm)	Splines	Hole Diameter.(mm)
QI.50	240	88.50	52.00	38.50	12	140-152
QI.60	253	106.00	59.00	46.00	12	152-190
QI.80	331	136.00	54.00	54.60	16	203-245



Bits Shank	L(mm)	Ø(mm)	L1(mm)	Ø1(mm)	Splines	Hole Diameter.(mm)
SD4	260	67.00	54.00	26.00	8	105-130
SD5	258	82.50	54.50	32.00	8	140-152
SD6	324	102.00	53.00	36.40	8	152-190
SD8	321	118.00	57.00	41.00	8	203-245

## DTH bit face design and button shape selection

	<p><b>Flat Face</b>---This kind of face shape is suitable for hard to very hard and abrasive rock formations in applications with high air pressures. Good penetration rates and resistance to steel wash</p>
	<p><b>Concave Face</b>---The all-round application bit face specially for medium hard and homogeneous rock formations. Good hole deviation control and good flushing capacity.</p>
	<p><b>Convex Face</b>---For high penetration rates in soft to medium-hard with low to medium air pressures. It is the most resistance to steel wash, and may reduce the load and wear on the gauge buttons, but poor hole deviation control.</p>

	<p><b>DOMED (SPHERICAL)</b> This button is the most common shape, this type of shape is the strongest and most resistant to breakage. The domed shape provides excellent penetration in medium rock, hard rock, and hard broken formations.</p>
	<p><b>BALLISTIC</b> Normally this button is used in less hard consolidated drilling formations. Ballistic button is very aggressive and tends to drill very quickly. However, due to the ballistic shape it is prone to breakage if used in the wrong formations.</p>

